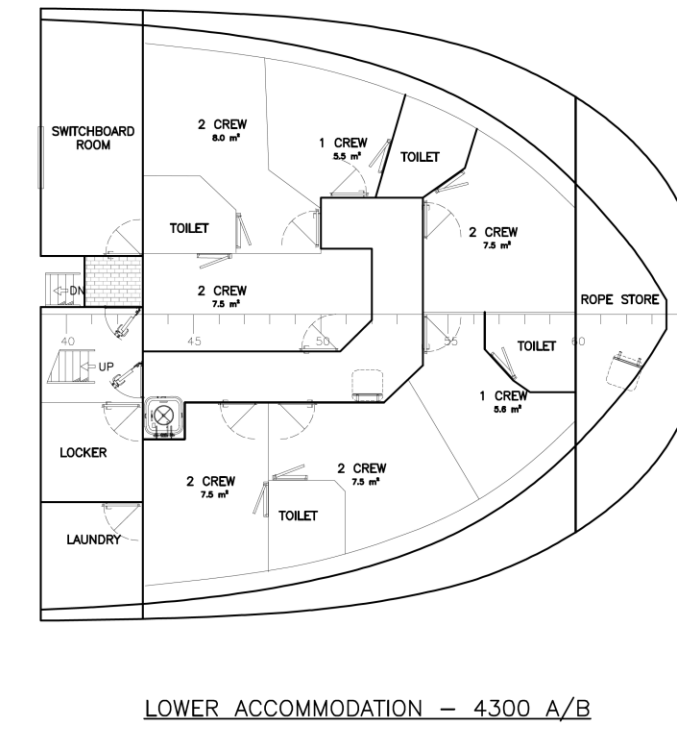
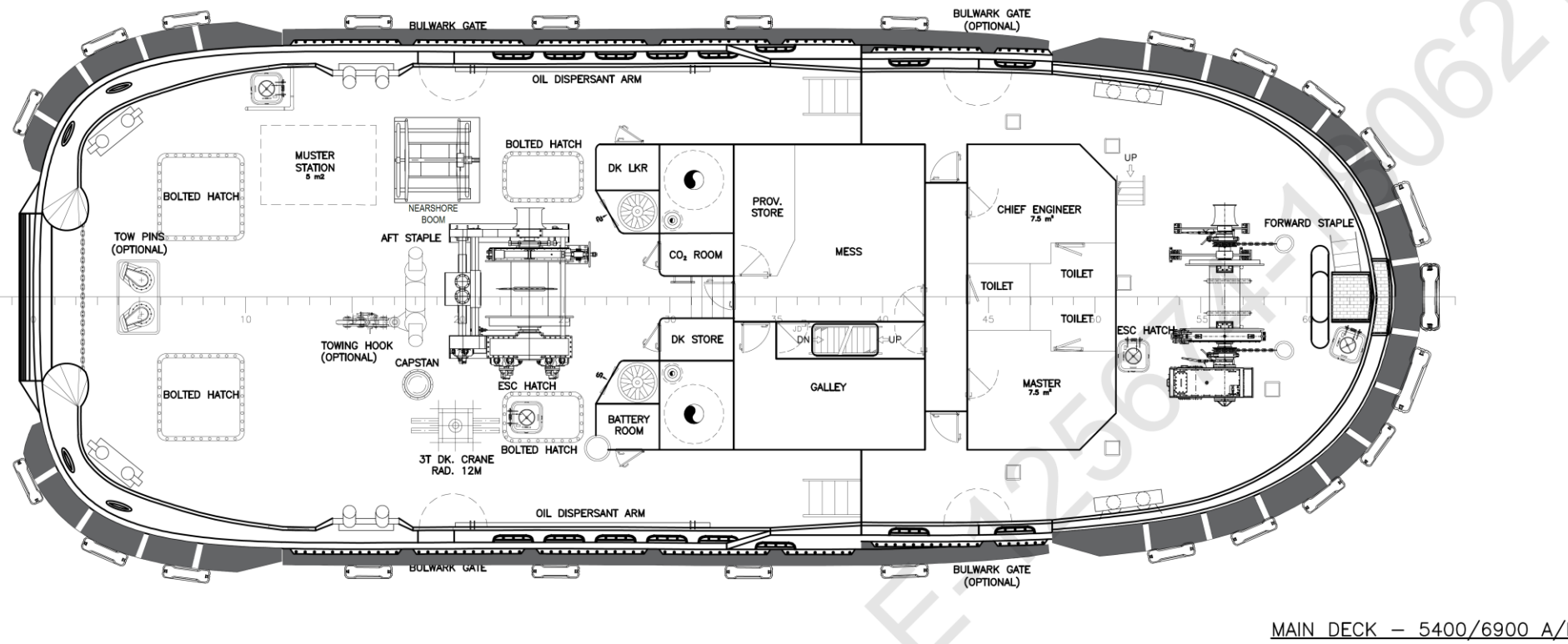
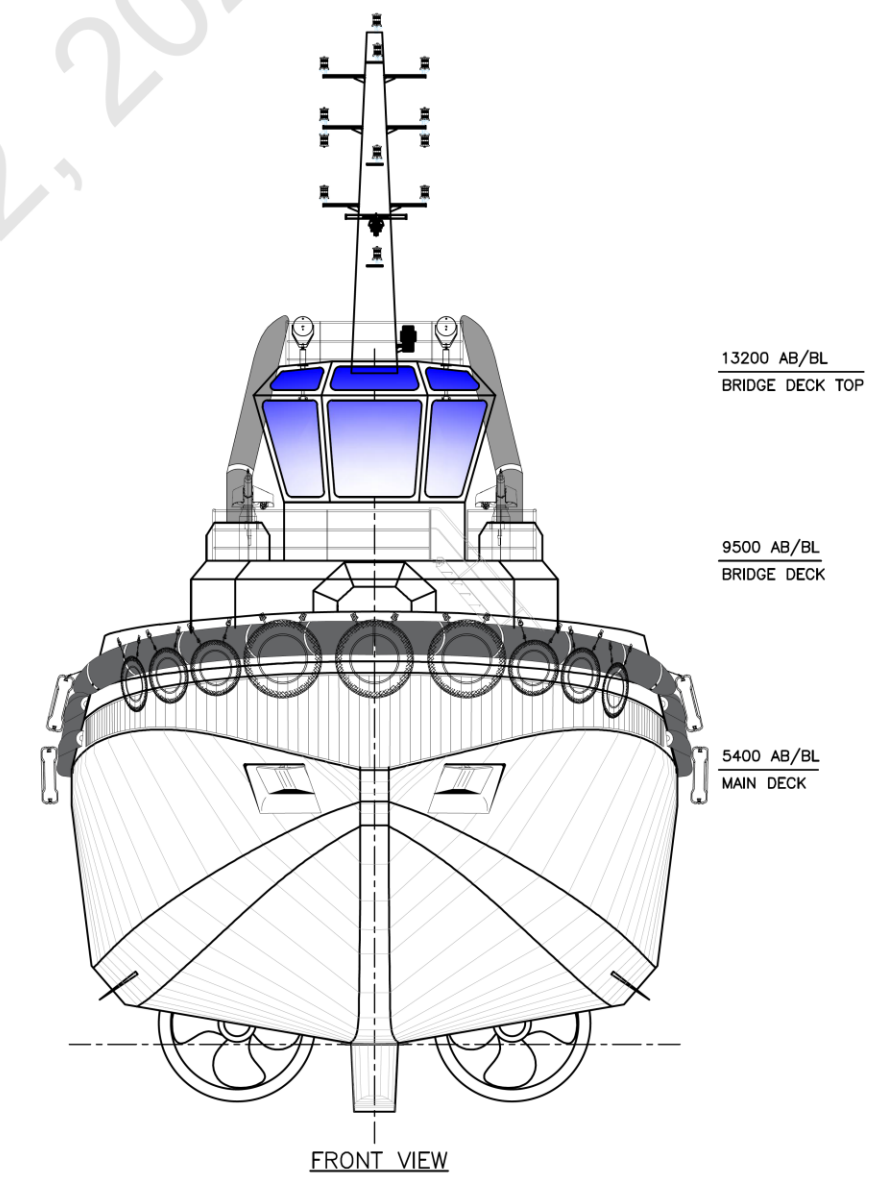
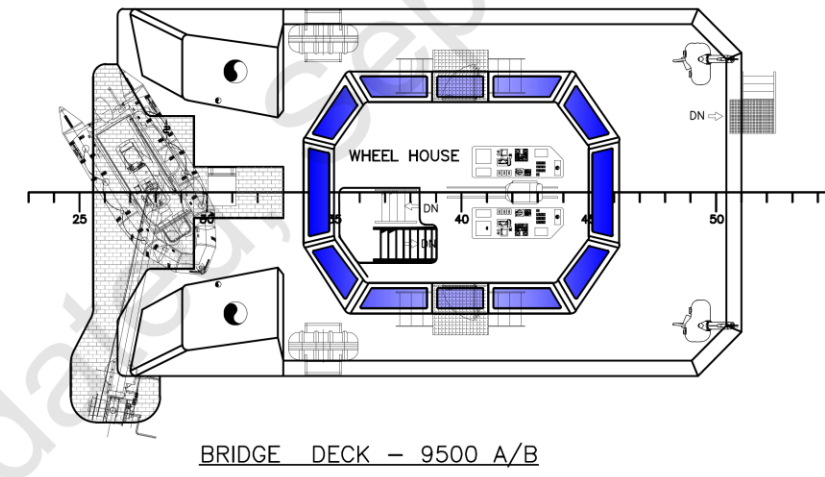
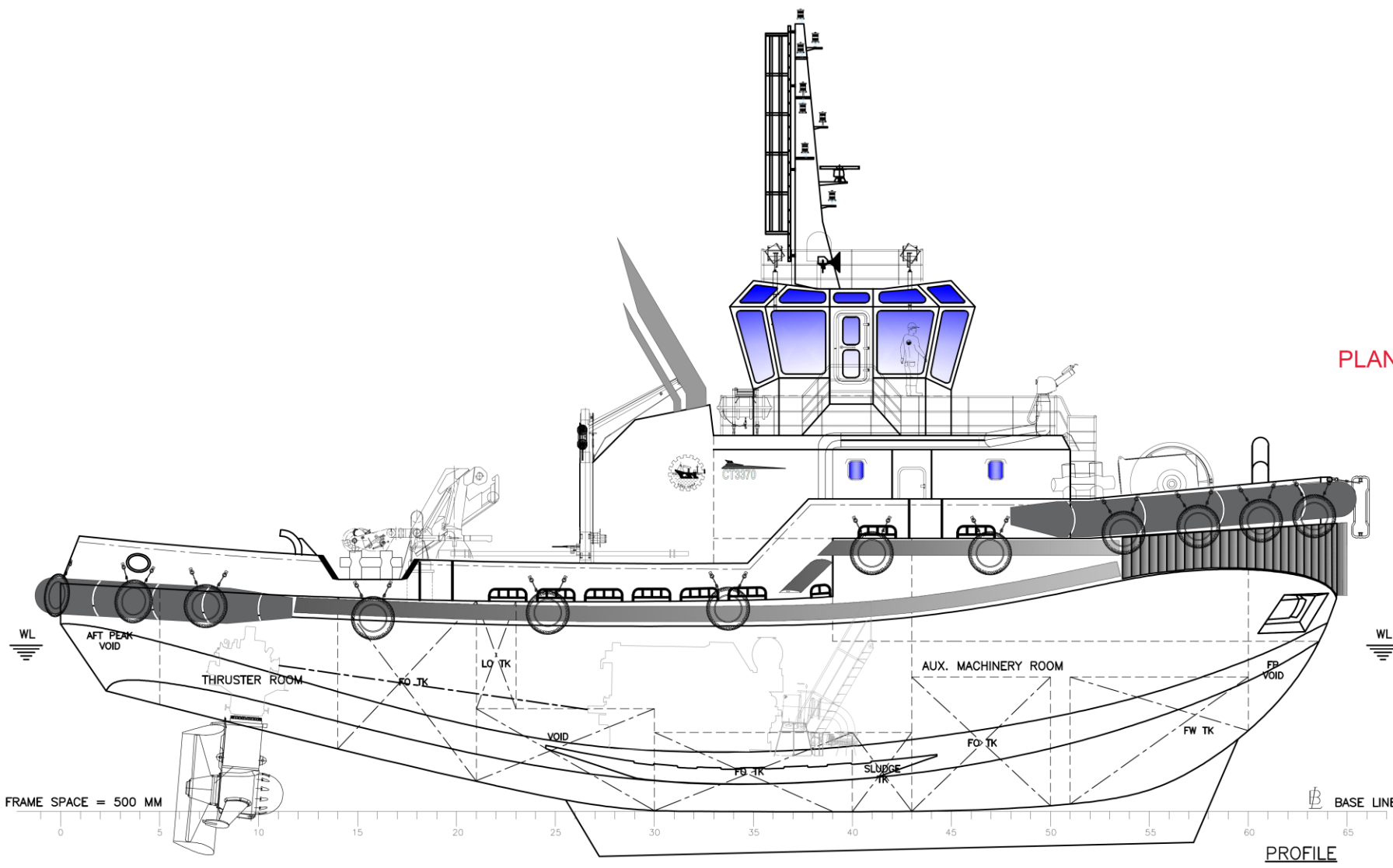


NOTED FOR INFORMATION



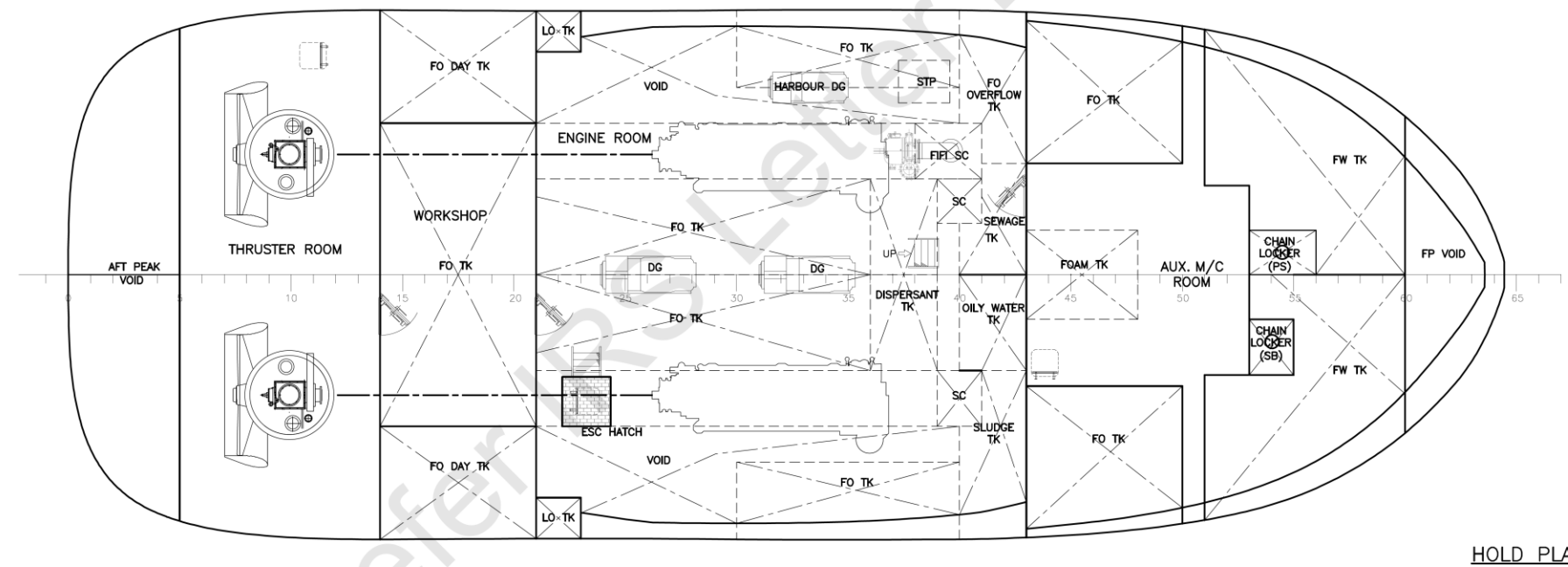
12-SEP-2021

PLAN ENDORSED FOR IN-PRINCIPLE APPROVAL



MAIN PARTICULARS

LENGTH O.A.....	abt 33.0 [m]
LENGTH B.P.....	abt 31.3 [m]
BREADTH (MLD).....	abt 11.9 [m]
DEPTH (MLD).....	abt 5.4 [m]
DRAFT (HULL).....	abt 4.2 [m]
COMPLEMENT.....	14 PERSONS
BOLLARD PULL	70 T @100% MCR
INSTALLED POWER	abt 4100 [kW]
CLASS NOTATION.....	IRS - SWASTIKA SUL,TUG SWASTIKA IY, AGNI 1 (2400m ³ /hr)



NOTES

- Separate approval to be taken prior to construction for all applicable plans including LSA, LSS, Doors, Accommodation & Ventilation, Freeboard, bow height etc.
- Emergency source of power (batteries), associated transforming equipment, if any, transitional source of emergency power, emergency switchboard and emergency lighting switchboard are to be placed suitably (preferably inside a battery room) above main deck, aft of collision bulkhead.
- External FIFI system indicated in the GA corresponds to configuration 1 as per technical specification (Drw No : CT3370-100-006) & external FIFI system drawing (Drw No : CT3370-814-001). This configuration may be changed based on mutual agreement between the buyer & the builder . Separate class approval to be taken for external FIFI system in such cases.
- Full penetration weld to be provided in way of common boundaries of Foam Tank/ Dispersant Tank with any other tank.
- Height of ventilators to be in accordance with approved prelim. stability report (Drw No : CT3370-101-009)

Rev. I	30-Aug-2021	For publishing on IPA website	AAB	ABK	HUR
No:	Date	Description	Drawn	Checked	Approved
ASTDS		70T BP TUG	TITLE		
DESIGN NO: CT3370			GENERAL ARRANGEMENT		
COCHIN SHIPYARD LIMITED P.O. Bag 1653, COCHIN-682015, INDIA		1:140	A2	CT3370	CT3370-101-001
		Scale	Format	Project No.	Dwg. no.

This design was developed by Cochin Shipyard Ltd. for Indian Ports Association as a part of ASTDS Package . CSL does not make any representation or warranties , express or implied , as to the completeness, accuracy, suitability of the design and it shall be the responsibility of the respective builder/end-user to make its own assessment / evaluation of any such completeness, accuracy, suitability of the design prior to construction and any consequence thereof.