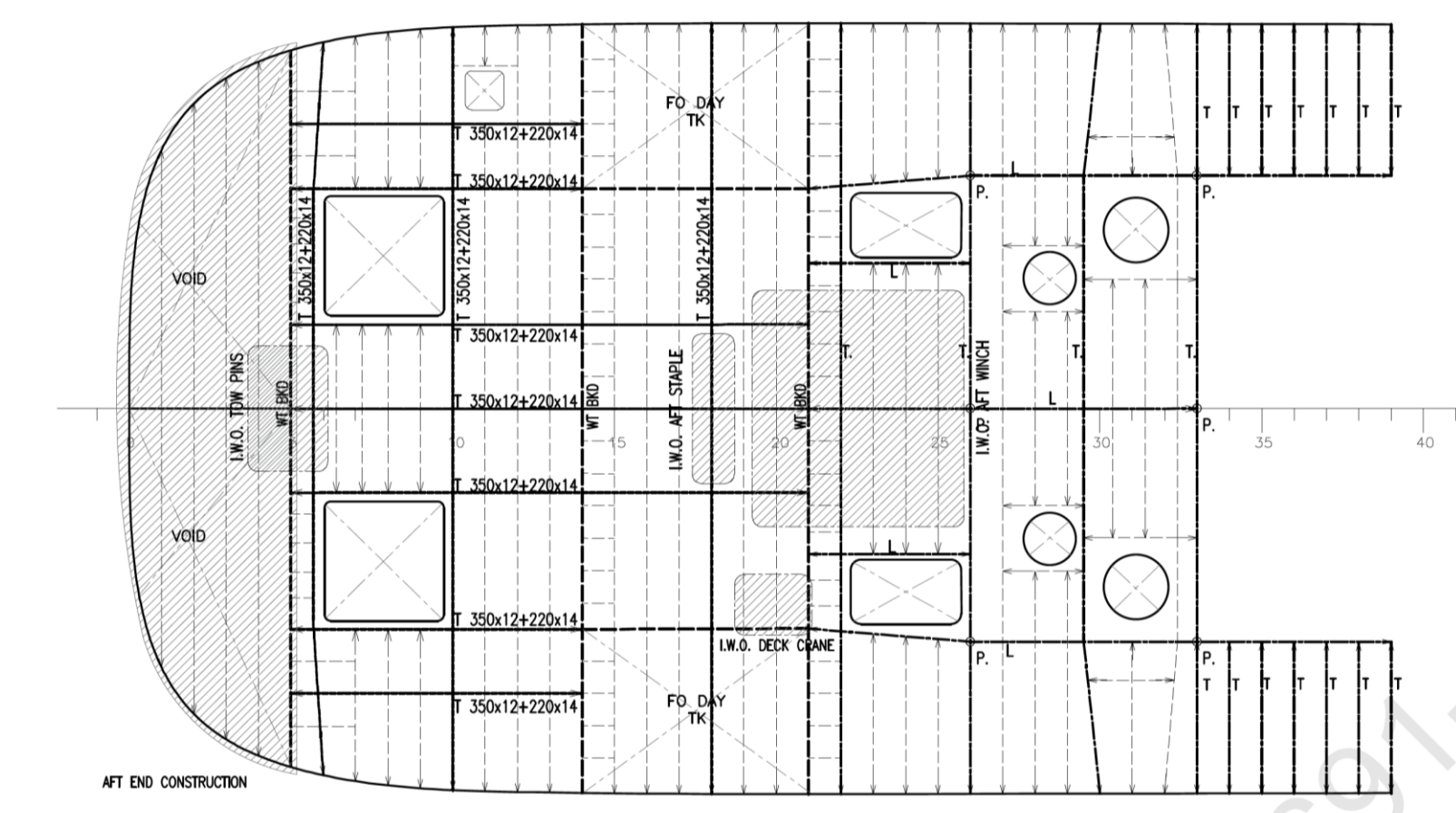


- NOTE**
1. MATERIAL: ALL PLATES & STIFFENERS ARE TO BE IRS GRADE A STEEL/EQUIVALENT.
 2. ALL DIMENSIONS ARE IN mm. (EXC. NOTED).
 3. MAIN DECK, (AFT WORKING DECK), FROM FR.0 TO FR.26, IS DESIGNED FOR A PRESSURE OF 5t/m².
 4. THIS DRAWING CONTAINS INDICATIVE SCANTLINGS FOR IN PRINCIPLE APPROVAL FROM CLASS. THIS DOES NOT PRECLUDE THE USE OF ALTERNATE STRUCTURAL ARRANGEMENT / PLATE-THICKNESS / STIFFENERS BY THE RESPECTIVE BUILDER FOR THEIR VESSEL. THESE ARE TO BE APPROVED BY THE CLASS PRIOR TO CONSTRUCTION.
 5. EQUIVALENT ANGLE SECTIONS MEETING REQUISITE SECTION MODULUS MAY BE GIVEN IN LIEU OF BULB FLATS (HP).
 6. ALL DETAILING INCLUDING WELDING DETAILS AND CONNECTION DETAILS OF GIRDERS, BRACKETS, STIFFENERS, PILLARS, SCALLOPS, OPENINGS FOR DOORS & WINDOWS, HATCHES ETC. ARE TO BE SUBMITTED TO CLASS BY THE RESPECTIVE BUILDER.
 7. SUPPORTING STRUCTURE I.W.O DECK FITTINGS FOR ANCHORING, MOORING, TOWING, CRANES ETC. ARE TO BE SUBMITTED SEPARATELY TO CLASS FOR THEIR APPROVAL.
 8. SEPARATE STRUCTURAL DRAWINGS OF BOTTOM STRUCTURE, SIDE SHELL, BULKHEADS, TRANSVERSE SECTIONS, LONGITUDINAL SECTIONS, FORE END CONSTRUCTION, AFT END CONSTRUCTION, BOLTED HATCH CONSTRUCTION, SUPERSTRUCTURE, ENGINE FOUNDATION, BULKWARK, SKEG, FENDER, CHAIN LOCKER OR ANY OTHER DETAILS REQUIRED FOR APPROVAL BY CLASS SHALL BE PREPARED AND SUBMITTED BY RESPECTIVE BUILDERS PRIOR TO CONSTRUCTION.



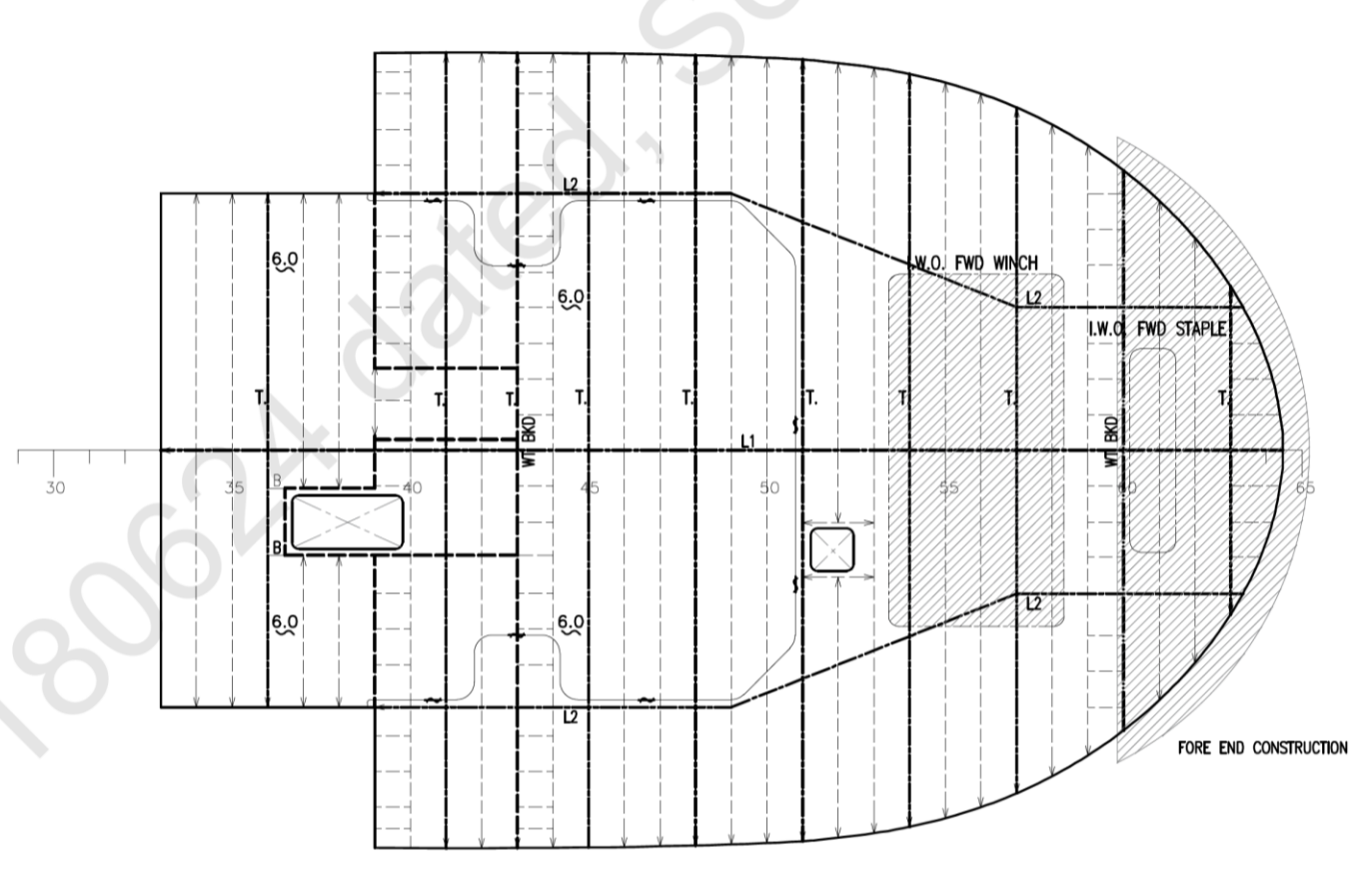
MAIN PARTICULARS

LENGTH O.A.....	abt 33.0 [m]
LENGTH B.P.....	abt 31.3 [m]
BREADTH (MLD).....	abt 11.9 [m]
DEPTH (MLD).....	abt 5.4 [m]
DRAFT (HULL).....	abt 4.2 [m]
SCANTLING DRAFT.....	abt 4.86 [m]
COMPLEMENT.....	14 PERSONS
BOLLARD PULL	70 T @100% MCR
INSTALLED POWER	abt 4100 [kW]
CLASS NOTATION.....	IRS - SWASTIKA SUL,TUG SWASTIKA IY, AGNI 1 (2400m ³ /hr)



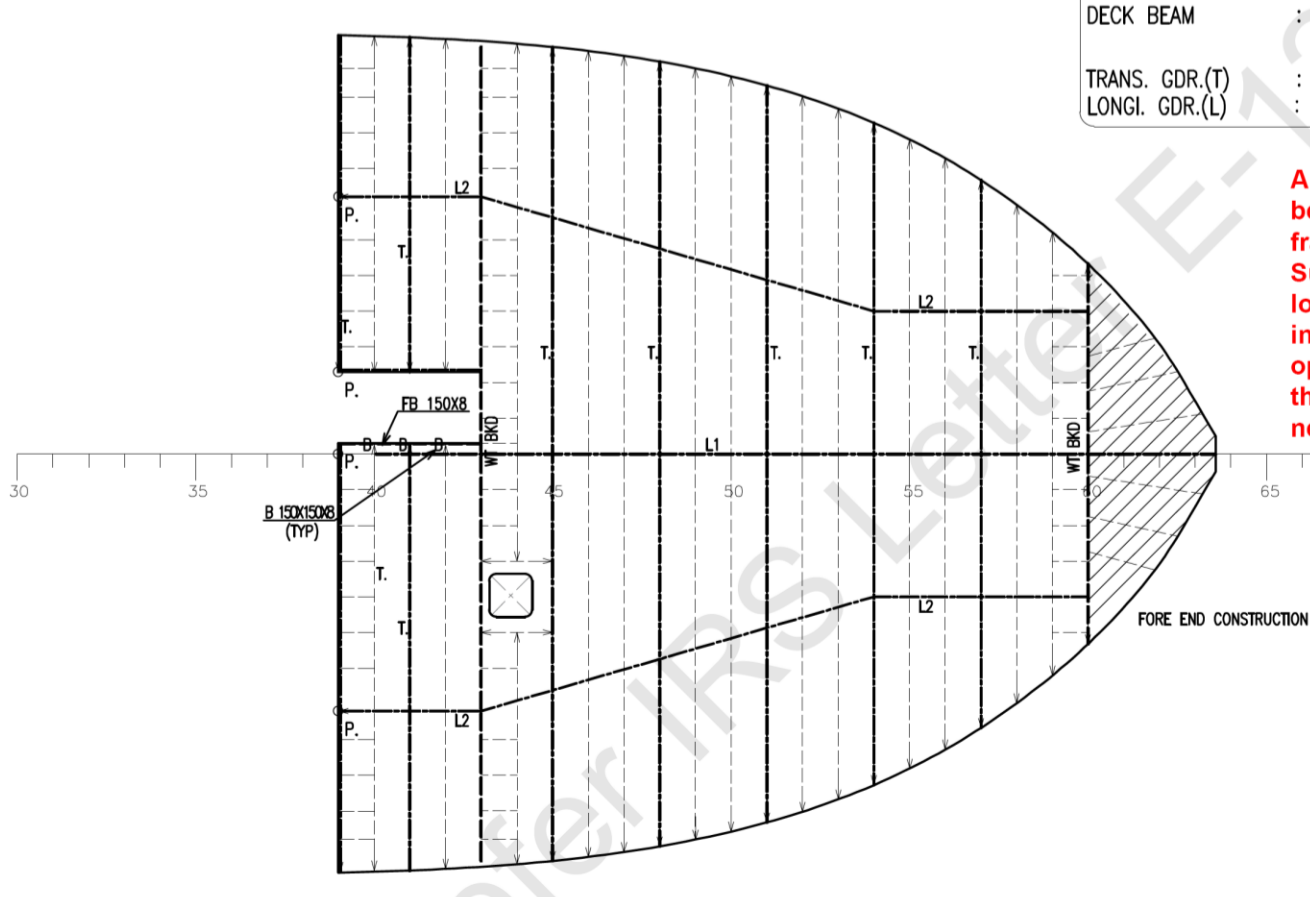
MAIN DECK

DECK PLATE THK.	: 9 mm.
DECK BEAM	: HP220X10 (FR5-FR26) HP120X8 (FR26-FR33)
TRANS. GDR.(T)	: T 300X10+180X12 (UNO)
LONGI. GDR.(L)	: T 300X10+180X12 (UNO)



RAISED DECK

DECK PLATE THK.	: 9 mm.(UNO)
DECK BEAM	: HP 120x8
TRANS. GDR.(T)	: T 250x8+100x10
LONGI. CL GDR.(L1)	: T 250X8+125X12
LONGI. SIDE GDR.(L2)	: T 250X8+100X12



LOWER ACCOMMODATION-4300 A/B

DECK PLATE THK.	: 7 mm.
DECK BEAM	: HP 120x8
TRANS. GDR.(T)	: T 250x8+100x10
LONGI. CL GDR.(L1)	: T 250X8+125X12
LONGI. SIDE GDR.(L2)	: T 250X8+100X12

Any opening not shown on the approved plan which may be cut in Rule decks or shell plating are to be properly framed and adequate compensation provided to the Surveyor's satisfaction. The loss of sectional area of longitudinal materials is to be resorted by doublers or increased thickness of plating in way of and around such openings. Adequate compensation is also to be fitted for the cutting of other strength members as may be necessary.

REVIEWED



12-SEP-2021

PLAN ENDORSED FOR IN-PRINCIPLE APPROVAL

Rev. I	30-Aug-21	For publishing on IPA website	AAB	ABK	HUR
No:	Date	Description	Drawn	Checked	Approved
ASTDS		70T BP TUG			
DESIGN NO : CT3370		PROFILE AND DECK PLAN			
COCHIN SHIPYARD LIMITED P.O. Bag 1653, COCHIN-682015, INDIA		1:140	A3	CT3370	CT3370-200-004
		Scale	Format	Project No.	Dwg. no.

This design was developed by Cochin Shipyards Ltd. for Indian Ports Association as a part of ASTDS Package. CSL does not make any representation or warranties, express or implied as to the completeness, accuracy, suitability of the design and it shall be the responsibility of the respective builder/end-user to make its own assessment / evaluation of any such completeness, accuracy, suitability of the design prior to construction and any consequence thereof.